

SEGA™

SEGA CD™

# AX-101™

POS . 880905009300  
HEAD 152100160  
LASER SHIELD  
SPEED  
WEAPON  
SHIELD  
ENERGY

PHOTO



LICENSED BY SEGA ENTERPRISES, LTD.  
FOR PLAY ON THE SEGA CD™ SYSTEM.





**WARNING: READ BEFORE USING YOUR  
SEGA VIDEO GAME SYSTEM.**


A very small percentage of individuals may experience epileptic seizures when exposed to certain light patterns or flashing lights. Exposure to certain patterns or backgrounds on a television screen or while playing video games may induce epileptic seizure in these individuals. Certain conditions may induce previously undetected epileptic symptoms even in persons who have no history of prior seizures or epilepsy. If you, or anyone in your family, has an epileptic condition, consult your physician prior to playing. If you experience any of the following symptoms while playing a video game – dizziness, altered vision, eye or muscle twitches, loss of awareness, disorientation, any involuntary movement, or convulsions – IMMEDIATELY discontinue use and consult your physician before resuming play.

**WARNING TO OWNERS OF PROJECTION TELEVISIONS:**

STILL PICTURES OR IMAGES MAY CAUSE  
PERMANENT PICTURE-TUBE DAMAGE OR MARK THE  
PHOSPHOR OF THE CRT. AVOID REPEATED OR  
EXTENDED USE OF VIDEO GAMES ON LARGE-SCREEN  
PROJECTION TELEVISIONS.



This official seal is your assurance that this product meets the highest quality standards of SEGA™. Buy games and accessories with this seal to be sure that they are compatible with the SEGA CD™ SYSTEM.



## TABLE OF CONTENTS

Free Earth! .....	2
Getting Started .....	3
The Control Pad .....	5
Options .....	6
Weapons .....	8
The Battle Screen .....	10
Continuing the Game .....	12
Earth Defense Force Fighters .....	14
Gurzon Ships and Defenses .....	16





## FREE EARTH!

It is 2500 A.D. Mankind has attained the pinnacle of its technology and culture. The world has been at peace for centuries, and space travel has opened the solar system to industry. Science quickly finds uses for the large shipments of exotic extraterrestrial ores arriving daily into world-wide space ports.

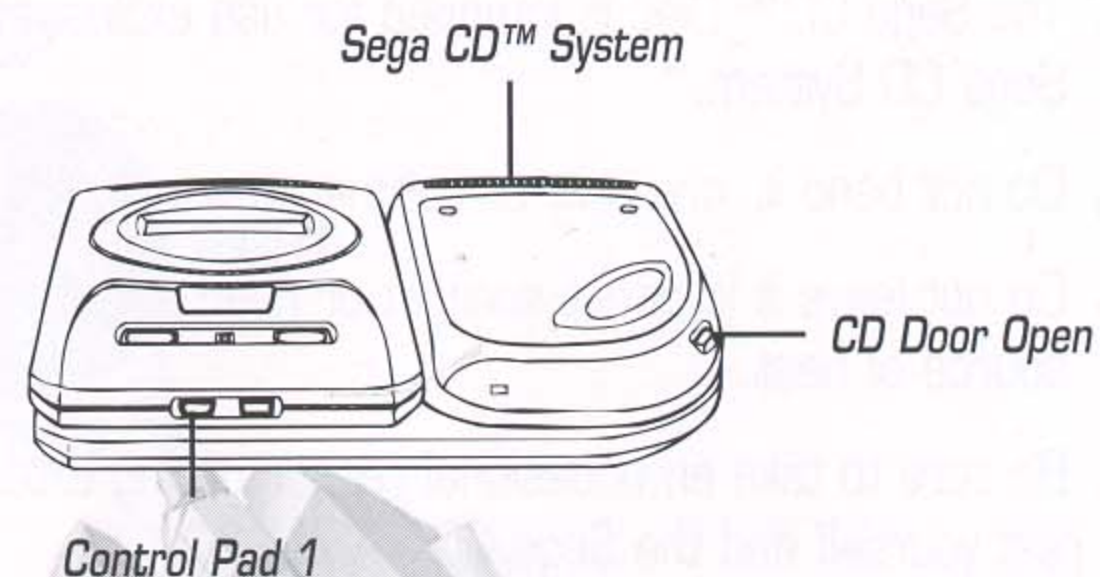
Suddenly, contact with alien life is made. An emissary from the planet Prism contacts the Earth with a message of warning: the Earth is about to be attacked by the forces of the Gurzons—a war-like and despotic alien race. Within hours, the Gurzons appear, shattering Earth's cities and quickly crushing its quickly-organized Earth Defense Force (EDF).

After weeks of futile combat, there aren't many members of the EDF left. There is only one hope left: Prism's ultra-advanced starfighter weapon and computer upgrade system, the A/X-101. If an EDF starfighter can get through to Prism and attain the A/X-101, he or she might have the chance to turn back the Gurzons' forces and free the Earth.

And so, four of the best of the EDF's pilots take off on a desperate mission to gain the A/X-101 from Prism, and begin the battle for Earth's last shot at freedom! But they'll have to get past the Gurzons to do it!



## GETTING STARTED

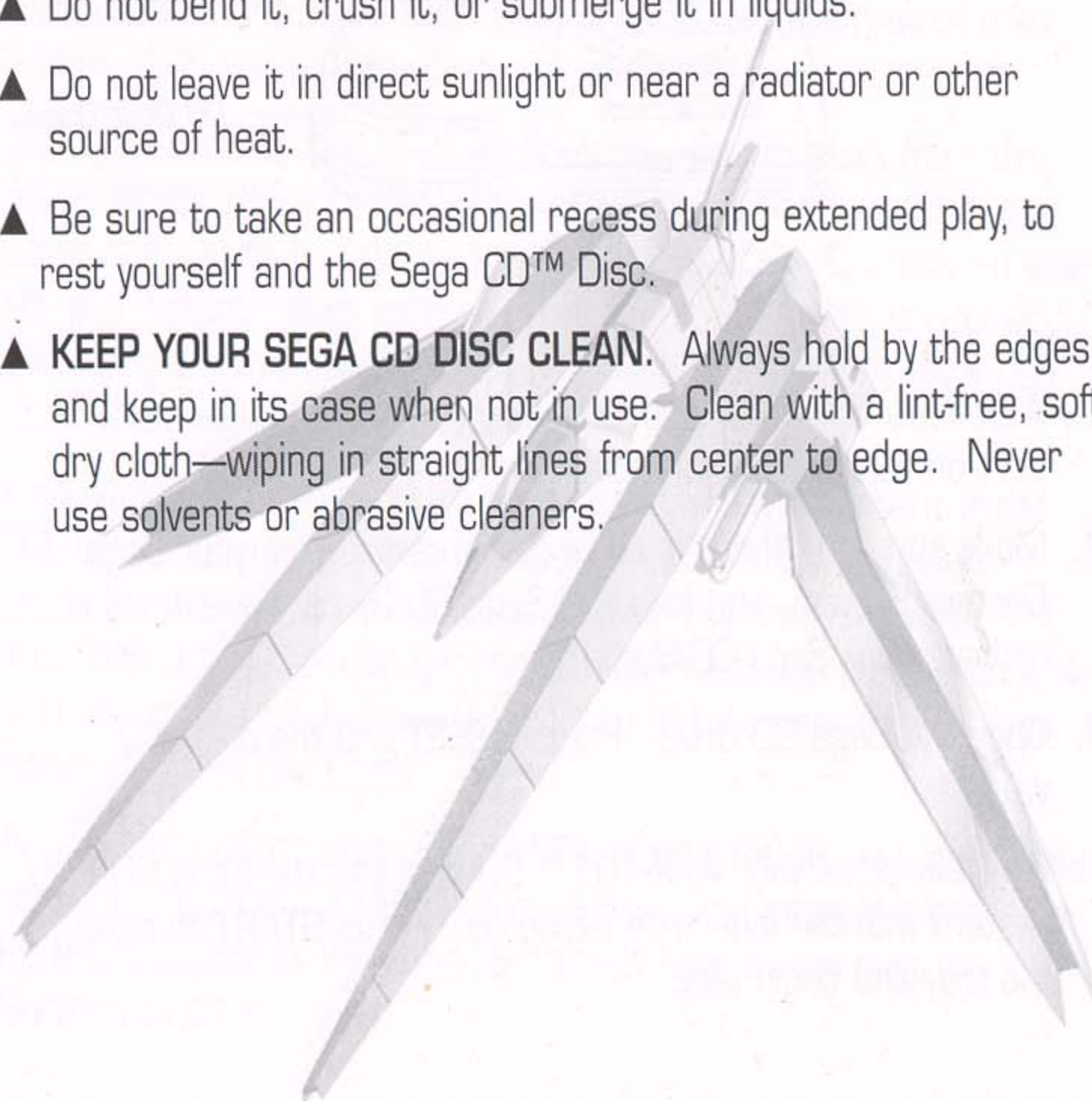


1. A Genesis Controller should be plugged into the "Control 1" port on your Sega™ Genesis™.
2. Make sure that there is not a game cartridge in your Sega Genesis System, and follow all Sega CD System directions to activate your Sega CD System.
3. Open the Sega CD drive. Press **RESET** and the disc tray will open.
4. Carefully place your **A/X-101™** CD disc into the Sega CD System with the label side facing up. Press **START** to close the tray and begin play.



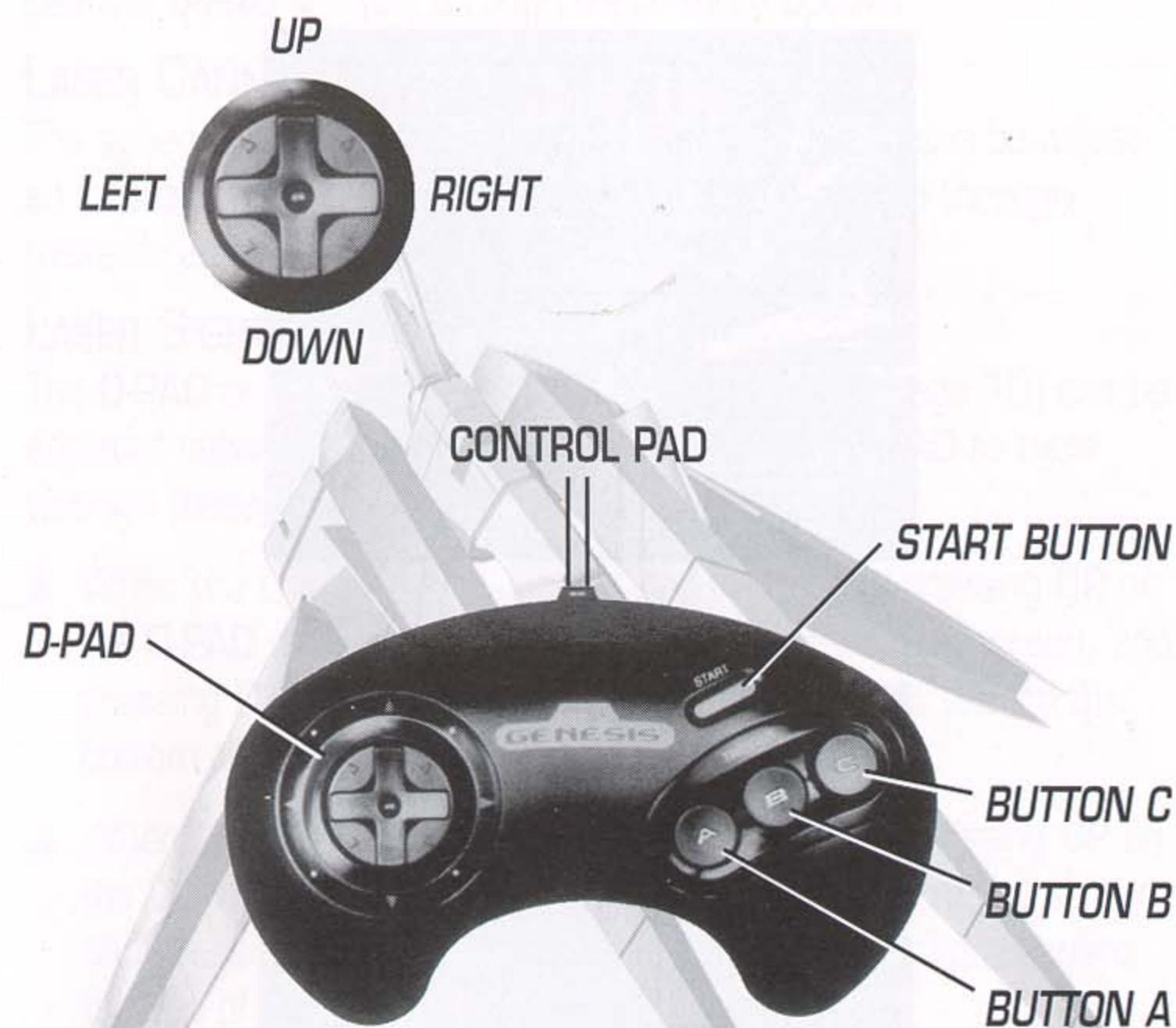


## HANDLING YOUR SEGA CD DISC

- ▲ The Sega CD™ Disc is intended for use exclusively with the Sega CD System.
  - ▲ Do not bend it, crush it, or submerge it in liquids.
  - ▲ Do not leave it in direct sunlight or near a radiator or other source of heat.
  - ▲ Be sure to take an occasional recess during extended play, to rest yourself and the Sega CD™ Disc.
  - ▲ **KEEP YOUR SEGA CD DISC CLEAN.** Always hold by the edges, and keep in its case when not in use. Clean with a lint-free, soft dry cloth—wiping in straight lines from center to edge. Never use solvents or abrasive cleaners.
- 



## THE CONTROL PAD



*The following are the basic controls of your starfighter:*

- D-PAD . . . . . Moves Laser Cannon Sight
- BUTTON A . . . . . Fires Laser Cannon
- BUTTON B . . . . . Launches Fusion Warheads
- BUTTON C . . . . . Fires Laser Cannon
- START . . . . . Pauses/Unpauses Game,  
Advances through the Game  
Story and Mission Screens



# OPTIONS



*Title Screen*



*The Options Screen*

The Options Screen can be opened by selecting **OPTIONS** on the Title Screen. On the Options Screen, the player can adjust the game's difficult level, the speed of the Laser Cannon Sight, and the movement speed of the Laser Cannon Sight. At the beginning of the game, all of these options are set to **NORMAL**.

## Difficulty Level (LEVEL)

The game can be played at three levels: **EASY**, **NORMAL**, and **HARD**. Use the **D-PAD** to cycle through these three options.

## LASER CANNON SIGHT SPEED (MOVE SPEED)

The speed of the Laser Cannon Sight (see page 10) can be adjusted to **SLOW**, **NORMAL**, or **FAST**. Use the **D-PAD** to cycle through these three options.

## LASER SIGHT CONTROL (MOVE TYPE)

The **D-PAD** control of the Laser Cannon Sight (see page 10) can be adjusted between **NORMAL** and **REVERSE**. Use the **D-PAD** to cycle through these two options.

- ▲ When the Laser Cannon Sight is set to **NORMAL**, pressing **UP** on the **D-PAD** will move the Sight toward the top of the screen, and pressing **DOWN** on the **D-PAD** will move the Sight toward the bottom of the screen.
- ▲ When the Laser Cannon Sight is set to **REVERSE**, pressing **UP** on the **D-PAD** will move the Sight toward the **bottom** of the screen, and pressing **DOWN** on the **D-PAD** will move the Sight toward the **top** of the screen.
- ▲ In both the Normal and Reverse modes, the Sight can **always** be moved to the right and left of the screen by pressing the **D-PAD RIGHT** and **LEFT**, respectively.

## EXIT

Locks in selected options and returns the game to the Title Screen.



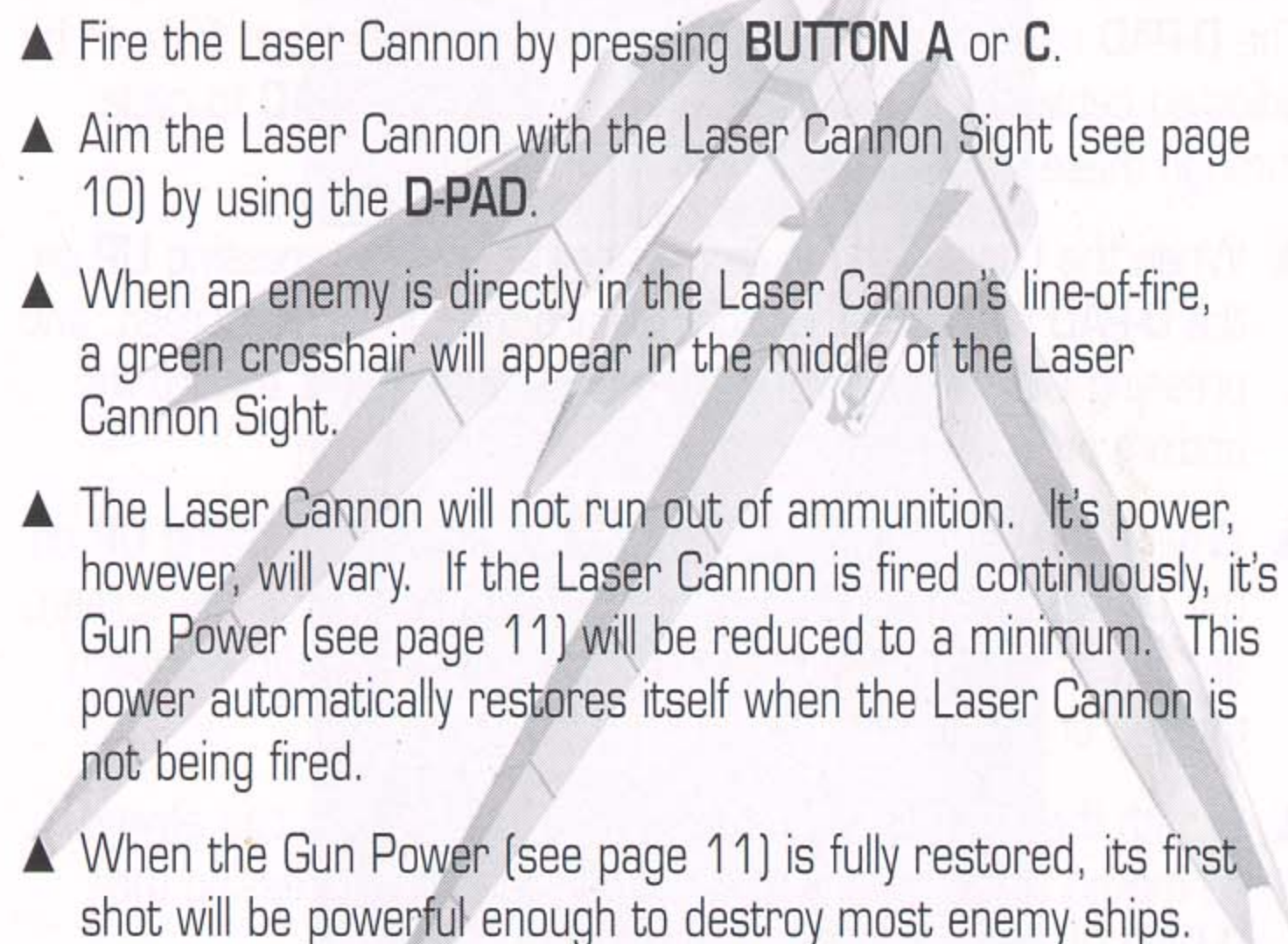


## WEAPONS

Earth Defense Force starfighters are armed with two weapons: the Laser Cannon and Fusion Warheads.

### LASER CANNON

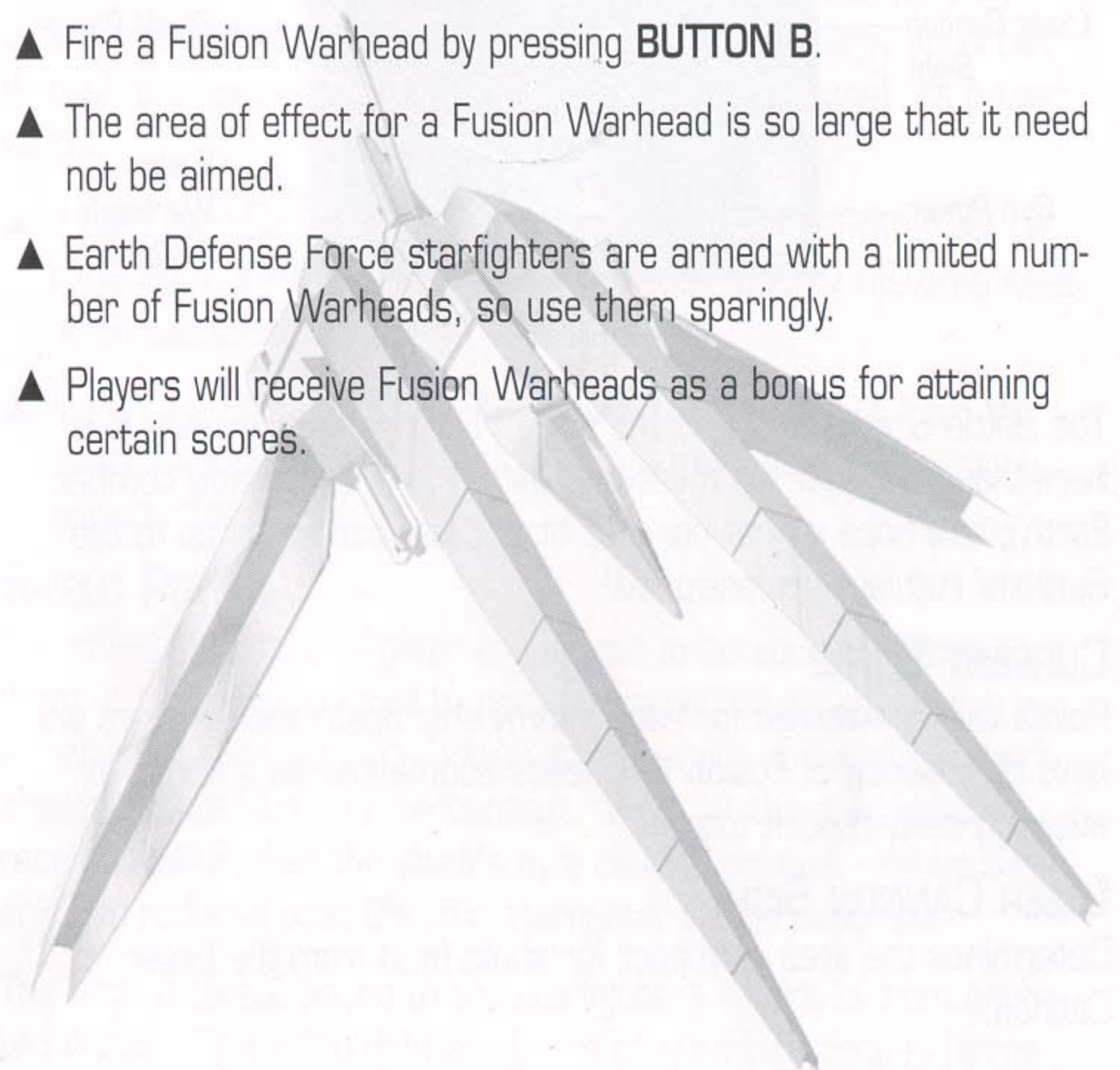
The fighter's main weapon, the Laser Cannon gives the starfighter enough power to go up against the best that the Gurzons can throw at it.

- ▲ Fire the Laser Cannon by pressing **BUTTON A** or **C**.
  - ▲ Aim the Laser Cannon with the Laser Cannon Sight (see page 10) by using the **D-PAD**.
  - ▲ When an enemy is directly in the Laser Cannon's line-of-fire, a green crosshair will appear in the middle of the Laser Cannon Sight.
  - ▲ The Laser Cannon will not run out of ammunition. Its power, however, will vary. If the Laser Cannon is fired continuously, its Gun Power (see page 11) will be reduced to a minimum. This power automatically restores itself when the Laser Cannon is not being fired.
  - ▲ When the Gun Power (see page 11) is fully restored, its first shot will be powerful enough to destroy most enemy ships.
- 




## FUSION WARHEADS

A weapon of incredible force. The Fusion Warhead will destroy all of the enemy ships or torpedoes on the screen (except for the largest and most powerful; these will be severely damaged, but may not be completely destroyed).

- ▲ Fire a Fusion Warhead by pressing **BUTTON B**.
  - ▲ The area of effect for a Fusion Warhead is so large that it need not be aimed.
  - ▲ Earth Defense Force starfighters are armed with a limited number of Fusion Warheads, so use them sparingly.
  - ▲ Players will receive Fusion Warheads as a bonus for attaining certain scores.
- 



# THE BATTLE SCREEN



*The Battle Screen*

The Battle Screen is where the fate of Earth is determined. It is here that the player will meet the Gurzon forces in deadly combat. Earth's only hope is that her odd lot of pilots can stand up to the Gurzons' ruthless professionals!

## CURRENT SCORE

Points will be awarded for each enemy ship destroyed. Players will have their supply of Fusion Warheads augmented as a bonus for attaining certain point totals.

## LASER CANNON SIGHT

Determines the area of impact for shots fired from the Laser Cannon.

- ▲ Use the **D-PAD** to aim the Laser Cannon Sight to any point on the screen.
- ▲ The **D-PAD** control of the Laser Cannon Sight can be adjusted (see Options on page 6 for more details).
- ▲ The speed with which the Laser Cannon Sight moves across the screen can be adjusted (see Options on page 6 for more details).

- ▲ When an enemy is directly in the Laser Cannon's line-of-fire, a green crosshair will appear in the middle of the Laser Cannon Sight.

## GUN POWER

While the Laser Cannon will not run out of ammunition (it is an energy weapon and derives its power from solar energy absorbed through conductors affixed to the starfighter's fuselage), its power varies.

- ▲ If the Laser Cannon is fired continuously, its Gun Power will be reduced to a minimum. This power automatically restores itself when the Laser Cannon is not being fired.
- ▲ When the Gun Power is fully restored, the first shot from the Laser Cannon will be powerful enough to destroy most enemy ships or torpedoes.

## SHIELD POWER

The shields of the starfighter are crucial to its survival; without them, it would be reduced to useless space junk by enemy fire in a matter of seconds. The power and strength of the starfighter's shields is displayed as a percentage. Each hit the starfighter receives will weaken the shields by a certain amount. When the shield is reduced past **0%**, the starfighter will be destroyed.

The largest threat posed to the starfighter's shields is from enemy torpedoes. There are different forms of enemy torpedoes (some appear as yellow polygons, others as large red balls), each of which will inflict a different amount of damage. These torpedoes can be shot and destroyed by the Laser Cannon before they hit the starfighter and inflict damage.

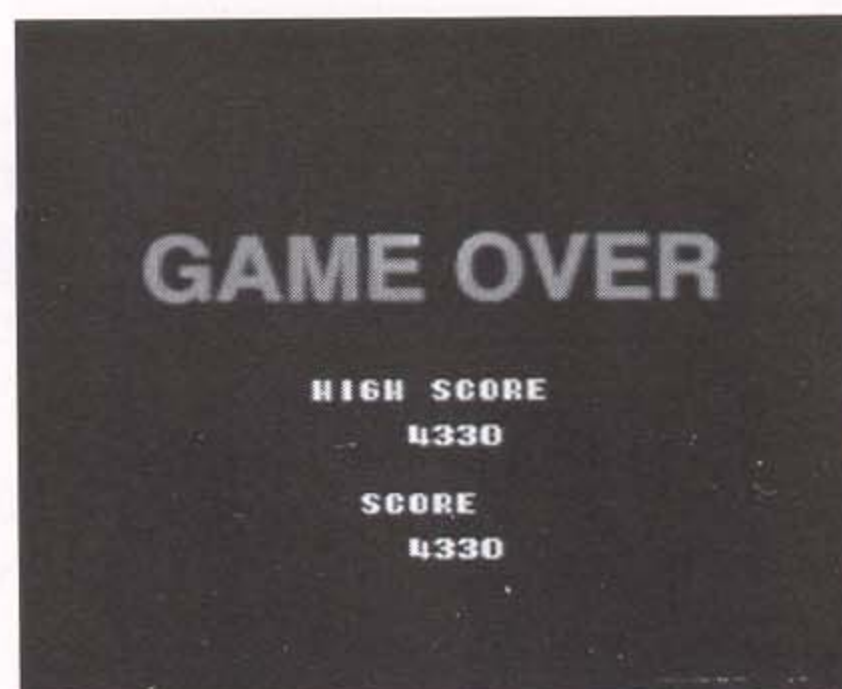
## FUSION WARHEADS AVAILABLE

Displays the number of Fusion Warheads (see page 8) available for use.





## CONTINUING THE GAME



*The Game Over Screen*

When your starfighter is destroyed, the Game Over Screen will appear, displaying your final score. Pressing **START** when this screen is displayed will return you to the Game Menu Screen where you will have the option of continuing the game.



## CONTINUING THE GAME




*Continue Screen*

- ▲ You have three continues with each game (the number of continues remaining is displayed on the continue prompt on the Title Screen).
- ▲ Using a **CONTINUE** will allow you to resume the game from the beginning of the stage in which your starfighter was destroyed.





## EARTH DEFENSE FORCE FIGHTERS




### EARTH DEFENSE FORCE STARFIGHTER

The basic EDF starfighter is the Earth's last hope. Its powerful Laser Cannon and Fusion Warheads make it a formidable weapon, and its long range is what gives it the ability to make a dash for the planet Prism.



## EARTH DEFENSE FORCE FIGHTERS



### A/X-101—EQUIPPED EDF STARFIGHTER

When an EDF starfighter is equipped with Prism's ultra-advanced A/X-101 starfighter weapon and computer upgrade system, its weapon power and defense systems are increased by 120%. It is this increase that will make it capable of going toe-to-toe with the Gurzons' legions.



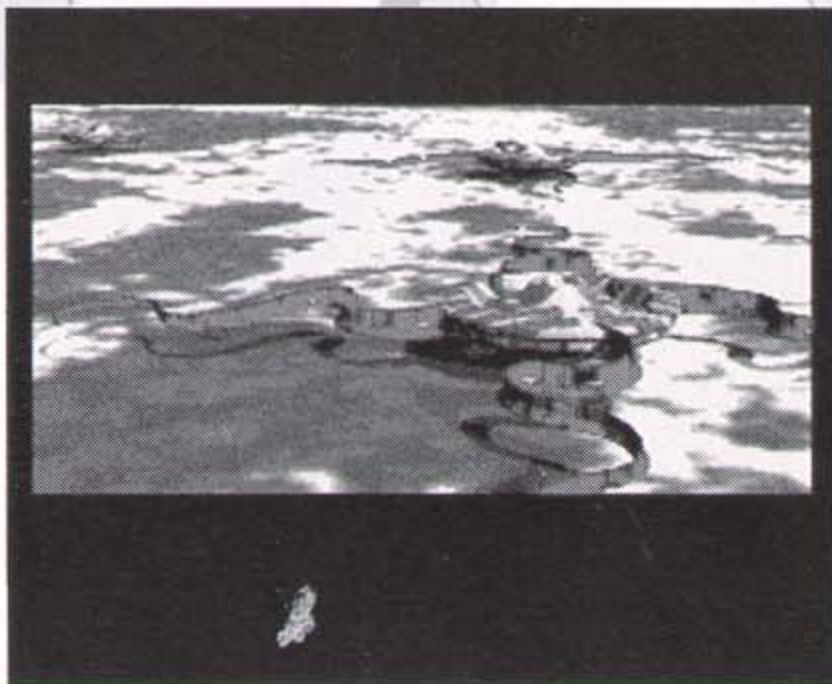


## GURZON SHIPS AND DEFENSES




### HERMES

The main defenders of Gurzon command ships.



### ZEPHYR

Ground defense torpedo emplacement. Launches torpedoes at oncoming assault ships threatening Gurzon headquarters.



### CYCLOPS


A Gurzon intruder inquiry system that radios warning messages to enemy ships.



### HERCULES

Main defense system guarding the entrance to the Gurzons' underground headquarters.





## MORNING STAR

The key to the defenses of the Gurzons' underground installations.



## CREDITS

### GAME DESIGN, PROGRAMMING, AND CONVERSION BY

Micronet Co. Ltd.

### PACKAGE DESIGN BY

W.R. Wentworth

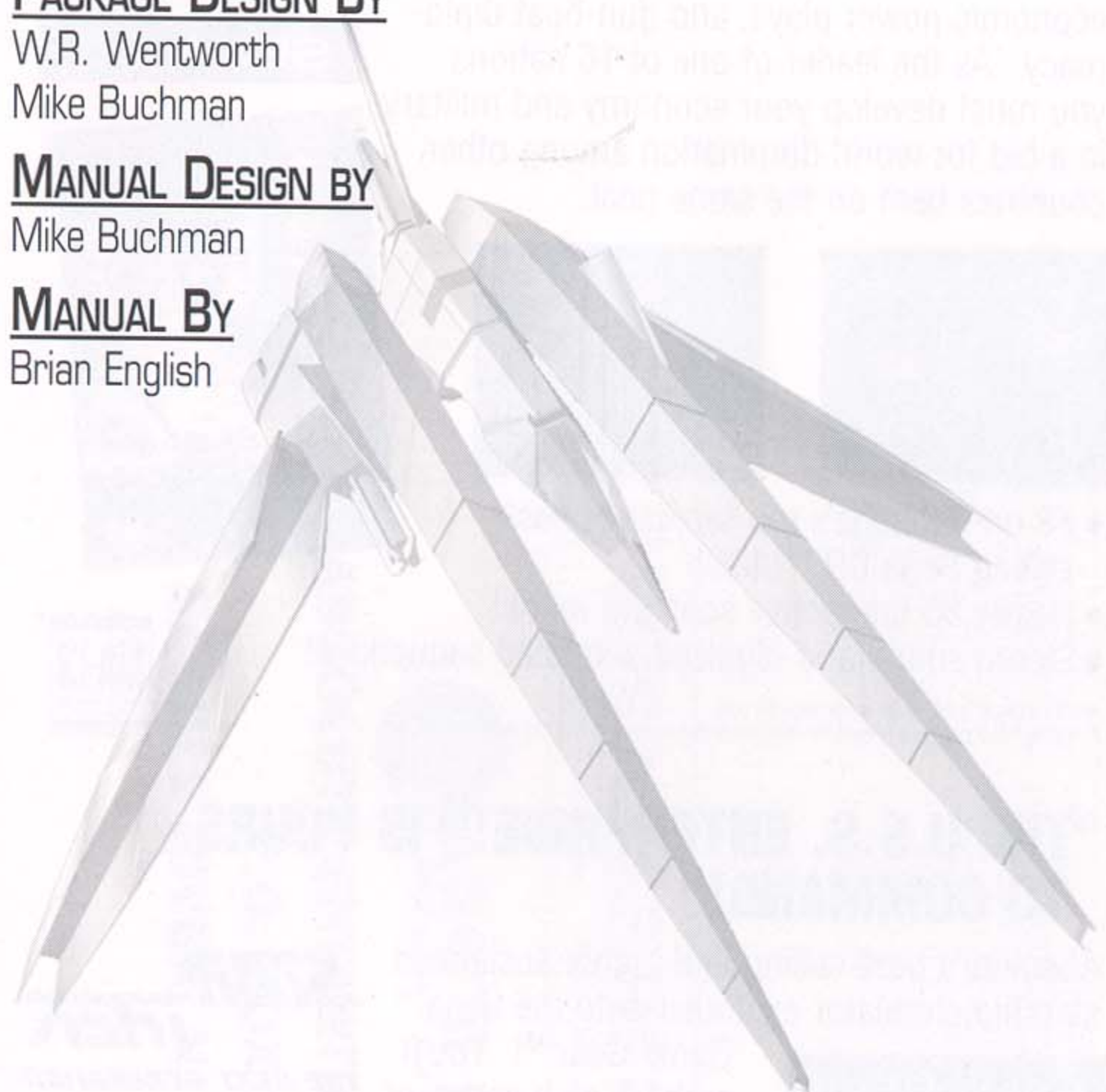
Mike Buchman

### MANUAL DESIGN BY

Mike Buchman

### MANUAL BY

Brian English





# NEW SEGA TITLES FROM ABSOLUTE AND EXTREME!

## EVERYBODY WANTS TO RULE THE WORLD!

### THIRD WORLD WAR



Prepare to lead your nation into the abyss of global conflict with the intense and nerve-fraying action of **THIRD WORLD WAR™**, a game of high-stakes international brinkmanship,

economic power plays, and gun-boat diplomacy. As the leader of one of 16 nations, you must develop your economy and military in a bid for world domination among other countries bent on the same goal.



- #3 on Babbage's top-ten list of best-selling Sega CD™ titles!
- Nearly 85 interactive scenario maps!
- Stereo sound and digitized animated sequences!

THIRD WORLD WAR © 1994 Micronet Co. Ltd.  
THIRD WORLD WAR is a trademark of Absolute Entertainment, Inc. All Rights reserved.



## "THE U.S.S. ENTERPRISE™ IS YOURS TO COMMAND!"

Absolute's best-selling and highly-acclaimed starship simulator explodes onto the Sega™

Game Gear™! You'll embark on a series of missions assigned by your instructor, Captain Jean-Luc Picard™ himself, but only you can make the life-or-death decisions required of a Starfleet officer!



© & © 1994 Paramount Pictures. STAR TREK: THE NEXT GENERATION is a registered trademark of Paramount Pictures. All Rights Reserved. Absolute Entertainment authorized user.



## Limited 90-Day Warranty

Absolute Entertainment, Inc. warrants to the original retail purchaser of this video game computer program ("Program") that the Compact Disc ("Compact Disc") on which the Program is embodied will be free from defects in materials and workmanship for a period of ninety (90) days from the day of purchase. If your Compact Disc becomes defective during that period, Absolute Entertainment, Inc. will replace it free of charge.

To replace a defective Compact Disc during the warranty period, mail the entire Compact Disc, proof of your purchase with the purchase date circled, a brief statement describing the defect, and a large, self-addressed stamped envelope to:

Warranty Officer  
Absolute Entertainment, Inc.  
10 Mountainview Road  
Suite 300 South  
Upper Saddle River, NJ 07458  
Tel: (201) 818-4800

If your Compact Disc fails after the end of the 90-day warranty period, you may return it to Absolute Entertainment, Inc., at the address above along with a check or money order for \$25.00, a brief statement describing the defect, and a large self-addressed stamped envelope. This offer to repair or replace defective Compact Discs after the end of the 90-day warranty period may be withdrawn at any time without notice.

We recommend that defective Compact Discs be packaged carefully and sent certified mail, return receipt requested. Absolute Entertainment, Inc. will not be responsible for replacing defective Compact Discs until they have been received by us at the above address.

This warranty is limited to the Compact Discs originally supplied by Absolute Entertainment, Inc. and is not applicable to the Program embodied on the Compact Disc. This warranty will not be honored if the defect has arisen through abuse, mistreatment, improper care of the Compact Disc, neglect, or normal wear and tear.

THIS WARRANTY IS IN LIEU OF ALL OTHER WARRANTIES, WHETHER ORAL OR WRITTEN, EXPRESS OR IMPLIED, INCLUDING ANY WARRANTY OF MERCHANTABILITY OR FITNESS FOR A PARTICULAR PURPOSE, AND NO OTHER REPRESENTATIVES OR CLAIMS OF ANY NATURE WILL BE BINDING ON OR OBLIGATE ABSOLUTE ENTERTAINMENT, INC. IN NO EVENT WILL ABSOLUTE ENTERTAINMENT, INC. BE LIABLE FOR SPECIAL, INCIDENTAL, OR CONSEQUENTIAL DAMAGES RESULTING FROM POSSESSION, USE OR MALFUNCTION OF THIS COMPACT DISC OR PROGRAM, INCLUDING DAMAGE TO PROPERTY, AND TO THE EXTENT PERMITTED UNDER THE LAW, DAMAGES FOR PERSONAL INJURY, EVEN IF ABSOLUTE ENTERTAINMENT, INC. HAS BEEN PREVIOUSLY ADVISED OF THE POSSIBILITY OF SUCH DAMAGES.

THE PROGRAM IS SOLD "AS-IS" AND NO WARRANTIES EXPRESS OR IMPLIED, INCLUDING WARRANTIES FOR MERCHANTABILITY OR FITNESS OR PURPOSE, WILL BE APPLICABLE.

SOME STATES DO NOT ALLOW LIMITATIONS ON HOW LONG AN IMPLIED WARRANTY LASTS AND/OR THE EXCLUSION OR LIMITATION OF INCIDENTAL OR CONSEQUENTIAL DAMAGES. SO THE ABOVE LIMITATIONS AND/OR EXCLUSION OR LIMITATION OF LIABILITY MAY NOT APPLY TO YOU. THIS WARRANTY GIVES YOU SPECIAL LEGAL RIGHTS, AND YOU MAY HAVE OTHER RIGHTS WHICH VARY FROM STATE TO STATE.

Patents: U.S. #'s 4,442,486/4,454,594/4,462,076; Europe # 80244;  
Canada #'s 1,183,276/1,082,351; Hong Kong # 88-4302;  
Germany # 2,609,826; Singapore # 88-155; U.K. # 1,535,999;  
France # 1,607,029; Japan # 1,632,396.



# NEW FROM



## Revenge is Sweet... They Aren't!

**REVENGERS OF VENGEANCE™** erupts onto your Sega CD™ with heart-stopping, limb-tearing, fist-throwing, hand-to-hand combat action and pulls you—kicking and screaming for mercy—into a bizarre and violent world!



See 10 reluctant heroes facing incredible odds against **VENUM**, the most vile and demonic fiend ever to darken this or any other age! If you've ever felt the need to pummel an evil-doer into the dirt, **REVENGERS OF VENGEANCE** may just be the game you've been waiting for all your life!

**WARNING: NO PLAYER WILL BE PERMITTED TO JOIN THE GAME DURING THE FINAL CONFRONTATION WITH VENUM!**

- Each Revenger has secret hidden death moves that can lay waste to their foes!!



Rated by V.E.C.™  
**MA-13**  
Parental Discretion Advised  
Some Material May Be Inappropriate for Children Under 13  
**REVENGERS OF VENGEANCE** ©1994 Micronet Co. Ltd. Published by Extreme Entertainment Group. **REVENGERS OF VENGEANCE** and Extreme Entertainment are trademarks of Absolute Entertainment, Inc. All Rights Reserved.



## **BATTLETECH**® A GAME OF ARMORED COMBAT

## Welcome to the 31st Century!



The year is 3050 and times are tough. The savage war of the Clans against the Inner Sphere is at a fever pitch. Seven-story, 75-ton BattleMechs hammer at one another barbarously for control of distant worlds. This is the world of **BATTLETECH**®!

Now the Clans need a ruthless and cunning MechWarrior® to pilot a new weapon—the "Madcat" Heavy OmniMech. It can take on an entire army all by itself . . . and win. That's where you come in. Success means honor and glory; failure means exile to a remote and hostile planet. Take your pick. . . .

- Use 9 futuristic and barbaric weapons systems to obliterate enemy resistance!
- 2-Player Cooperative Mode lets one player steer while the other controls the weapons systems!



Rated by V.E.C.™  
**GA**  
Some Material May Be Inappropriate for Children Under 13  
**BATTLETECH** © & TM 1994 FASA Corporation.  
**BATTLETECH** is a registered trademark of FASA Corporation.  
© Extreme Entertainment Group. All Rights Reserved.

THE VIDEOGAME RATING COUNCIL, ITS RATING SYSTEM, SYMBOLS AND INDICIA ARE TRADEMARKS OF SEGA OF AMERICA, INC. © 1993 SEGA

SEGA, SEGA CD, AND GENESIS ARE TRADEMARKS OF SEGA ENTERPRISES, LTD. ALL RIGHTS RESERVED.

A/X-101 © 1994 Micronet Co. Ltd. Published by Absolute Entertainment, Inc., 10 Mountainview Road, Suite 300 South, Upper Saddle River, NJ 07458. A/X-101 is a trademark of Micronet Co. Ltd. All Rights Reserved. Absolute Entertainment is a registered trademark of Absolute Entertainment, Inc. © 1994 Absolute Entertainment, Inc. All Rights Reserved.

Patents: U.S. #'s 4,442,486/4,454,594/4,462,076; Europe # 80244;  
Canada #'s 1,183,276/1,082,351; Hong Kong # 88-4302;  
Germany # 2,609,826; Singapore # 88-155; U.K. # 1,535,999;  
France # 1,607,029; Japan # 1,632,396.

Manufactured in the U.S.A.